



List Words


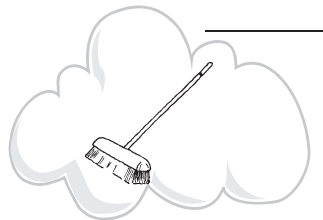

how      our      town      about  
now      out      down      round

Letters

Words


1 **Underline** the letter or letters for in each List Word. If any of these are not in the sound box, write them with a word example in the box above.

2 **Colour** the cloud if you hear in the picture name. **Write** a stroke beside the cloud for each sound in the picture name.



3 **Write ow** to finish the words. **Join** the pictures to the correct words.

★ We sometimes write **ow** for , as in flower .

c \_\_\_\_\_      d \_\_\_\_\_ n  
h \_\_\_\_\_      cl \_\_\_\_\_ n

4 **Write ou** to finish the words. **Join** the pictures to the correct words.

★ We sometimes write **ou** for , as in cloud .

\_\_\_\_\_ t      h \_\_\_\_\_ se  
\_\_\_\_\_ r      m \_\_\_\_\_ se

5 **Write** words from the brackets to finish the sentences.

We came \_\_\_\_\_ of \_\_\_\_\_ house.

[ out  
our ]

\_\_\_\_\_ do you go to town \_\_\_\_\_?

[ now  
How ]

I went \_\_\_\_\_ the hill to the \_\_\_\_\_.

[ down  
town ]

I am \_\_\_\_\_ to go \_\_\_\_\_ the hill.

[ round  
about ]

# Revision

a\_e i\_e o\_e u\_e



## List Words

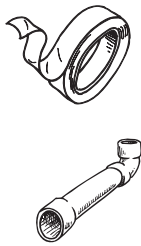
cake    kite    note    cube  
tape    bite    cone    tube

1 Say the words. Write **e** in the spaces to make new words.  
Join the words to the pictures.

tap\_\_\_




can\_\_\_




cap\_\_\_



kit\_\_\_



hid\_\_\_



pip\_\_\_

rid\_\_\_

not\_\_\_

rob\_\_\_

tub\_\_\_

2 Write letters to finish the words. Use **a\_e, i\_e, o\_e** or **u\_e**.



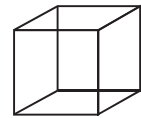
c\_\_\_k\_\_\_



r\_\_\_s\_\_\_

5

f\_\_\_v\_\_\_



c\_\_\_b\_\_\_



b\_\_\_t\_\_\_



c\_\_\_n\_\_\_



r\_\_\_k\_\_\_

9

n\_\_\_n\_\_\_



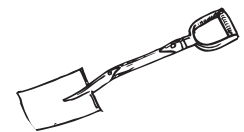
sl\_\_\_d\_\_\_



pl\_\_\_t\_\_\_



sm\_\_\_k\_\_\_



sp\_\_\_d\_\_\_