

# Good Morning Ruby

Tuesday, Term 4, Week 2

Reflect on how you are currently feeling?



**Anger**

To fight against problems



**Fear**

To protect us from danger



**Anticipation**

To look forward and plan



**Surprise**

To focus us on new situations



**Joy**

To remind us what's important



**Sadness**

To connect us with those we love



**Trust**

To connect with people who help



**Disgust**

To reject what is unhealthy

Journal Entry:

Reflect on how you are currently feeling. Describe what that feeling feels like for you. Discuss what are the reasonings behind why you feel like this currently.

# Today's Routine: Tuesday 12<sup>th</sup> October 2021

## Morning Block



Recess



Journal Writing



Reading



Spelling



Word of the day



Writing



Crunch and Sip

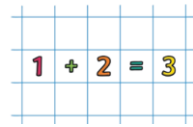
## Middle Block



Lunch

5 9  
2 8 1

Number of the day



Mentals




Time

## Afternoon Block



Cyber Safety

# Reading and Comprehension: Super Six Focus- MAKING CONNECTIONS



### Making Connections

**Description**  
Learners make personal connections from the text with:

- something in their own life (text to self)
- another text (text to text)
- something occurring in the world (text to world)



### Example questions/statements

Does this remind you of something? eg This story reminds me of a holiday to my grandfather's farm.

Has something like this ever happened to you?

Is this story similar to another text you have read?

Using [getepic.com](http://getepic.com) choose a book that interests you and challenges you. Whilst you are reading, I want you to **MAKE CONNECTIONS** with some things you have read to self, to other texts or to world.

Read for 10 minutes. I will check student logs each day.

Were you able to make any **CONNECTIONS**?

Login info for Epic!  
Using your device download the app or go to the website: [getepic.com](http://getepic.com)  
Class Code: **nng8295**

### Class Log In Instructions

Laptops iOS/Android

Have your students open up their web browser and

- 1 Go to [www.getepic.com/students](http://www.getepic.com/students)
- 2 Enter class code
- 3 Select their name  
[View and edit class roster](#)

### Class Log In Instructions

Laptops iOS/Android

After opening the Epic app, ask students to:

- 1 Tap on "STUDENTS"
- 2 Enter class code
- 3 Select their name  
[View and edit class roster](#)

www.online-stopwatch.com

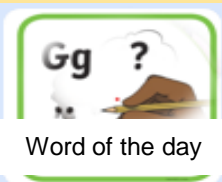
00:10:00

Start Clear

Click me!







# Word of the Day:

Select a word from your spelling list

## Definition:

## Part of speech:

- noun
- verb
- adjective
- adverb
- conjunction
- connective
- other

## Segmenting:

Syllables: \_\_\_\_\_

Consonants: \_\_\_\_\_

Vowels: \_\_\_\_\_

Sounds: \_\_\_\_\_

Graphemes: \_\_\_\_\_

\_\_\_\_\_ - \_\_\_\_\_ - \_\_\_\_\_

Antonym:

Synonym:

Sentence: (Put word in to an interesting sentence using correct parts of speech and punctuation)

# Spelling Task



y u(yoo)

yoyo

computer



Spelling

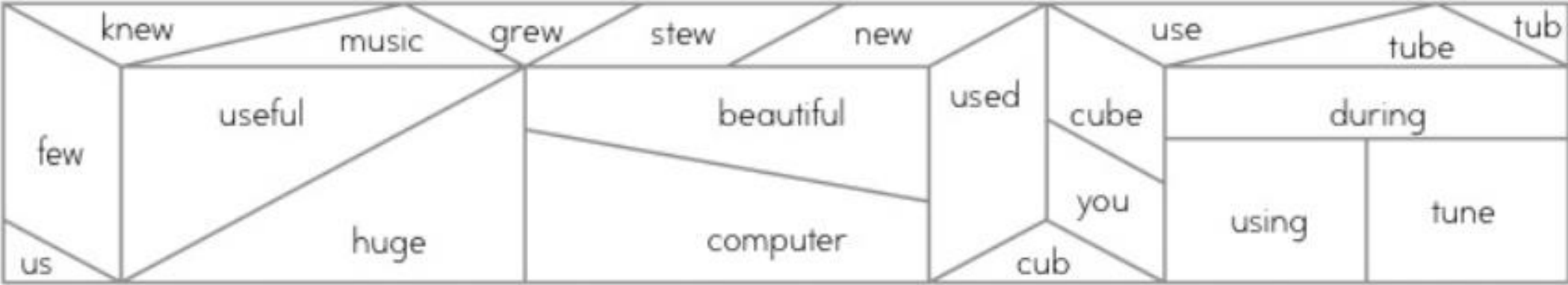
*Segmenting:* segment each of your spelling words to identify each individual phoneme. First clap/ tap or stomp each sound you hear to help you write them  
e.g. *c-o-m-p-u-t-e-r y-o-y-o*

t-u-b-e				

# Sound Waves

Colour the shapes yellow if you hear **yoo** in the words. Colour the others blue.

★ Letters **u\_e**, **u**, **ew** and **eau** can represent the blend of two sounds **yoo**, as in *computer*.





# Writing- Sentence of the Day



Handwriting

**WALT**

We are learning to...

Improve our sentences  
from simple to compound  
sentences

**WILF**

What I'm looking for...

A compound  
sentence using rich  
vocabulary

Look at the image of the polar bears and on the  
vocabulary mat, use appropriate words to  
describe the image



**The bear** Name: \_\_\_\_\_ Date: \_\_\_\_\_

Vocabulary Mat.  
*Words to make my sentence richer, better and stronger!*

Describe it

How?

When?

Why?

Where?

Draft

sentences



# Writing:

**WALT**  
We are learning to...

Identify  
informative texts  
in our world

**WILF**  
What I'm looking for...

Remember some  
of the things we  
learnt about  
informative  
texts last week



Writing

Please have a go at answering these questions to recap what you learnt last week:

1. What is an informative text?
1. Where are some places you might see informative texts?
1. What is the difference between an informative text and an imaginary text?

Watch this Youtube video on facts and opinions carefully:  
[https://www.youtube.com/watch?v=FIyt5pEcE\\_g&t=130s](https://www.youtube.com/watch?v=FIyt5pEcE_g&t=130s)

# Writing:

**WALT**  
We are learning to...

Distinguish  
between facts  
and opinions

**WILF**  
What I'm looking for...



Writing

Youtube:

[https://www.youtube.com/watch?v=FIyt5pEcE\\_g&t=130s](https://www.youtube.com/watch?v=FIyt5pEcE_g&t=130s)

After watching the video:

1. What is a fact?
1. Where can we find facts?
1. Can you give an example of a fact?
1. What is an opinion?
1. Can you give an example of an opinion?

Underline the sentences below that are facts. Circle the sentences that are opinions.

I love lions, but I think that they are the most ferocious animals in the world. They have huge teeth that they use to bring down their prey. I believe that all other animals are terrified of lions. They are better than any other animal in the wild.

1. Write **F** for fact or **O** for opinion next to each statement.

- \_\_\_ Lions are the second largest cat species in the world.
- \_\_\_ Lions are better than any other animal in the wild.
- \_\_\_ In the wild, lions rest for around 20 hours a day.
- \_\_\_ I think they are the most ferocious animal in the world.
- \_\_\_ Lionesses are better hunters than males.

RECESS

# Whole Number: Number of the Day

5 8 9  
2 8 7  
Number of  
the day

Roll either a die or select playing cards to create your 3, 4 or 5 digit number day. Don't forget to try and challenge yourself!  
Upload your worksheet on SeeSaw

in words:

\_\_\_\_\_  
\_\_\_\_\_

Represent the amount in dollars and cents

\$ \_\_\_\_\_ . \_\_\_\_\_ c

What is the value of the digits in the...?

1s column \_\_\_\_\_

10s column \_\_\_\_\_

100s column \_\_\_\_\_

1000s column \_\_\_\_\_

Round to:

the nearest 10: \_\_\_\_\_

the nearest 100: \_\_\_\_\_

the nearest 1000: \_\_\_\_\_

Today's Number Is...



<, > or =

324 + 10 × 1  today's number

Where is it? Draw an arrow on the number line:



complete the sequence:

-1000 Today's number +1000 +1000  
\_\_\_\_\_  
\_\_\_\_\_

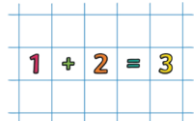
Subtract 324 \_\_\_\_\_

Add 324 \_\_\_\_\_

Is it in these times tables?

2 ×  3 ×  4 ×  5 ×  6 ×  7 ×   
8 ×  9 ×  10 ×  11 ×  12 ×

# Maths Mentals



Mentals

Please complete the same colour list that you would if you were in class.

PURPLE

Tuesday

1.  $38 + 67 =$  \_\_\_\_\_

2.  $20 - 15 =$  \_\_\_\_\_

3.  $7 \times 8 =$  \_\_\_\_\_

4.  $60 \div 10 =$  \_\_\_\_\_

5.  $6 \times 9 =$  \_\_\_\_\_

6. Round 23653 to the nearest thousand. \_\_\_\_\_

7. Write 56179 in words: \_\_\_\_\_

8. Complete this counting pattern:

56, 67, 78, 89, \_\_\_\_\_, \_\_\_\_\_, \_\_\_\_\_

9. Complete this counting pattern:

17, 28, 39, 50, \_\_\_\_\_, \_\_\_\_\_, \_\_\_\_\_

10. What is the sum of 88 and 56? \_\_\_\_\_

11. What is the product of 4 and 11? \_\_\_\_\_

12. What is the price after taking 50% off \$97? \_\_\_\_\_

13. What is  $\frac{1}{9}$  of 108? \_\_\_\_\_

14. What is  $\frac{1}{11}$  of 99? \_\_\_\_\_

15. Write these decimals in descending order: 0.31, 0.15, 0.93, 0.80

\_\_\_\_\_

16. Write these decimals in ascending order: 0.10, 0.25, 0.19, 0.14

\_\_\_\_\_

17. How many days are in September? \_\_\_\_\_

18. If a square has a perimeter of 268cm, what is the length of a side? \_\_\_\_\_

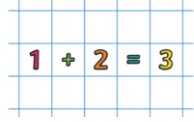
19. How many faces does a rectangular prism have? \_\_\_\_\_



20. Imagine these stars are in a bag. What is the probability of pulling out a black star? \_\_\_\_\_



# Maths Mentals



Mentals

Please complete the same colour list that you would if you were in class.

YELLOW

*Tuesday*

1.  $33 + 55 =$  \_\_\_\_\_

2.  $53 - 1 =$  \_\_\_\_\_

3.  $76 - 9 =$  \_\_\_\_\_

4.  $7 \times 7 =$  \_\_\_\_\_

5.  $45 \div 9 =$  \_\_\_\_\_

6. Is 6701 an odd or even number? \_\_\_\_\_

7. Complete this counting pattern:

92, 99, 106, 113, \_\_\_\_\_, \_\_\_\_\_

8. What is the sum of 44 and 14? \_\_\_\_\_

9. Divide 26 by 2. \_\_\_\_\_

10. 5 cents + \$2.00 + 20 cents = \_\_\_\_\_

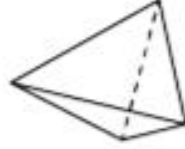
11. 10 cents + 50 cents + 50 cents = \_\_\_\_\_

12. How many days are in March? \_\_\_\_\_

13. How many hours is 120 minutes? \_\_\_\_\_

14. What is the name of this 3D object?

\_\_\_\_\_

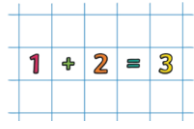


15. Which circle has the lowest chance of being selected? Black or white? \_\_\_\_\_





# Maths Mentals



Mentals

Please complete the same colour list that you would if you were in class.

GREEN

*Tuesday*

1.  $23 + 90 =$  \_\_\_\_\_

2.  $15 - 2 =$  \_\_\_\_\_

3.  $59 + 6 =$  \_\_\_\_\_

4.  $72 \div 2 =$  \_\_\_\_\_

5.  $40 \div 5 =$  \_\_\_\_\_

6. What is the number in the thousands place in 3638?

\_\_\_\_\_

7. Complete this counting pattern:

57, 60, 63, 66, \_\_\_\_\_, \_\_\_\_\_, \_\_\_\_\_

8. What does 60 plus 51 equal? \_\_\_\_\_

9. Divide 70 by 2. \_\_\_\_\_

10. 5 cents + 10 cents = \_\_\_\_\_

11. Colour in a quarter of this shape:




12. Colour in a third of these stars.




13. 1 minute = \_\_\_\_\_ seconds

14. How many faces does a rectangular prism have? \_\_\_\_\_



15. Which circle has the lowest chance of being selected? Black or white? \_\_\_\_\_



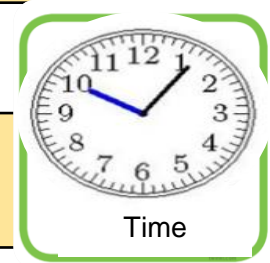
# Maths- Measurement and Geometry: Time



Practice your 9 times table. Either write them down, say them out loud or ask an adult to quiz you with some 9 times table questions.

e.g.      What does  $9 \times 7 =$   
            What does  $6 \times \_ = 27$

# Maths- Measurement and Geometry: Time



**WALT**

We are learning to...

Read a simple  
timetable

**WILF**

What I'm looking for...

Being able to read a  
timetable and  
interpret information

Watch the video on the importance of knowing about timetables -

[https://www.youtube.com/watch?v=SZv\\_a0fjDfE](https://www.youtube.com/watch?v=SZv_a0fjDfE) "How to Read Timetables Maths education by Easy Teaching"

LUNCH

# Internet Safety



Cyber Safety

**WALT**  
We are learning to...

We are learning to develop our understanding and awareness of online safety, including what is safe and unsafe online, cyberbullying and the risks of sharing personal information

**WILF**  
What I'm looking for...

- 1 Identify types of **cyberbullying** and give examples of these
- 2 Explain the important role of the **bystander** or **onlooker**
- 3 Explore and discuss the risks of sharing images online
- 4 Explain why our privacy and **personal information** need to be kept safe online
- 5 Identify what makes a respectful and safe **online friend**
- 6 Use Google Docs or our workbooks to present our learning and understanding.

# Internet Safety



Cyber Safety

Watch this video to complete today's task on Internet Safety

[https://drive.google.com/file/d/1cpGPt\\_Ju1xd5uCC11XmOJgqYVa2EXRgs/view?usp=sharing](https://drive.google.com/file/d/1cpGPt_Ju1xd5uCC11XmOJgqYVa2EXRgs/view?usp=sharing)

## LET'S GET STARTED!

Cyber Cat wants to introduce you to Grace, Joel, Dean, Ollie and Ryan, who are the characters in the video you are about to watch on our next slide. Each of these children face an online safety problem. Pay close attention to the details of each of their problems so that you can answer the questions that follow from the video slide.



Grace



Joel



Dean



Ollie



Ryan





## YOUR MISSION

Reflecting on the video you just watched, your job is to write down what cyber problem each character faced, how it affected their lives and how they went about trying to resolve it. You could do this on a Google Doc or in your workbooks.

### Example:



Bianca is Grace's best friend. Bianca is upset when her photograph with insulting captions is posted online without her permission on Grace's social media page. Some of Grace's followers add nasty comments.

This affects her life by making her feel humiliated, embarrassed and self conscious. It also affected her friendship with Grace because the image was posted on Grace's social media page.

Bianca spoke to her friends about the problem and also told one of her teachers. The teacher spoke to Bianca's whole class about the problem, without naming or describing the incident. The police were also involved who spoke with the class about behaving safely online.