

Kindergarten Learning from Home

Week 1, Term 4

* If your child is not able to watch the videos on Class Seesaw, please just complete the highlighted activities (in yellow).

Monday 4.10.21	Tuesday 5.10.21	Wednesday 6.10.21	Thursday 7.10.21	Friday 8.10.21
PUBLIC HOLIDAY	<p>MORNING SESSION</p> <p>10 minutes Write down the day and the date on a piece of paper. Talk with a parent about the weather e.g. "Today the weather is sunny and cold".</p> <p>10 minutes Listen and complete the phonemic awareness demonstration video.</p> <p>5 minutes Watch the Soundwaves chant on YouTube. https://www.youtube.com/watch?v=yM3dMF-Bxuk</p>	<p>MORNING SESSION</p> <p>10 minutes Write down the day and the date on a piece of paper. Talk with a parent about the weather e.g. "Today the weather is rainy and cloudy".</p> <p>10 minutes Listen and complete the phonemic awareness demonstration video.</p> <p>5 minutes Watch the Soundwaves chant on YouTube. https://www.youtube.com/watch?v=yM3dMF-Bxuk</p>	<p>MORNING SESSION</p> <p>10 minutes Write down the day and the date on a piece of paper. Talk with a parent about the weather e.g. "Today the weather is windy and chilly".</p> <p>10 minutes Listen and complete the phonemic awareness demonstration video.</p> <p>5 minutes Watch the Soundwaves chant on YouTube. https://www.youtube.com/watch?v=yM3dMF-Bxuk</p>	<p>MORNING SESSION</p> <p>10 minutes Write down the day and the date on a piece of paper. Talk with a parent about the weather e.g. "Today the weather is partly cloudy and sunny".</p> <p>10 minutes Listen and complete the phonemic awareness demonstration video.</p> <p>5 minutes Watch the Soundwaves chant on YouTube. https://www.youtube.com/watch?v=yM3dMF-Bxuk</p>

20 minutes

Phonics
Watch the phonics demonstration lesson to learn all about the sound /ear/ /eer/.

Brainstorm as many words as you can that have the /ear/ /eer/ sound. Draw pictures to match the words.

e.g. dear, ear, tear, hear
deer, peer

20 minutes

Read a story off <https://www.getepic.com/sign-in> or download the epic app on your device. Select a story to read between 7am-3pm.

20 minutes

Phonics
Watch the phonics demonstration lesson to learn all about the sound /ear/ /eer/.

Choose the correct /ear/ /eer/ word to finish the sentence.

I can _____ the music.

The window is _____.

I am happy so I gave a _____.

clear, cheer, hear

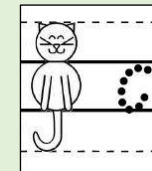
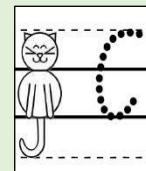
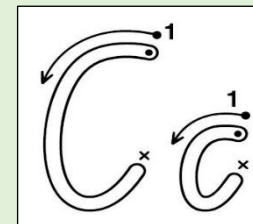
20 minutes

Handwriting
Watch the handwriting demonstration video to learn about the correct letter formation in both lower case and capital form. It is important for your child to hold the pencil correctly.

The letter C,c

Practice writing the lowercase letter c and capital letter C 5 times. Write three words starting with the letter 'c'.

OR complete the Seesaw activity.



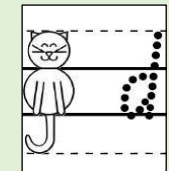

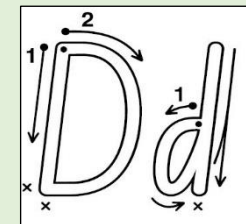
20 minutes

Handwriting
Watch the handwriting demonstration video to learn about the correct letter formation in both lower case and capital form. It is important for your child to hold the pencil correctly.

The letter D,d

Practice writing the lowercase letter d and capital letter D 5 times. Write three words starting with the letter 'd'.

OR complete the Seesaw activity.



Students can select a story to read by typing in a word e.g. Australia, echidna, dragon, police etc.
Log in as a student.
Class codes:

K Red: mcb4262

K Blue: zsg8102

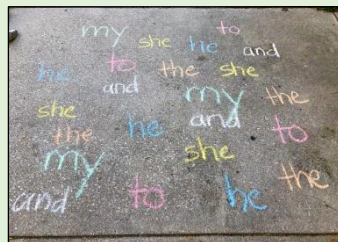
K Yellow: pkz1339

K Green: uds8579

10 minutes

You can pick some new words from the sight words on the slide (magic 100 sight words or if finished, magic 200 words).

Using chalk, write your sight words on your driveway or concrete path near your house.



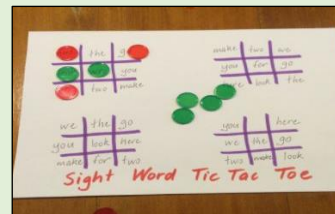
20 minutes

Read with a parent or sibling. You can choose a book from home or a book from Epic.

10 minutes

You can pick some new words from the sight words on the slide (magic 100 sight words or if finished, magic 200 words).

Play tic-tac-toe with your sight words. Use counters or buttons to cover your sight words, aiming to get three in a row.



20 minutes

Read with a parent or sibling. You can choose a book from home or a book from Epic.

10 minutes

You can pick some new words from the sight words on the slide (magic 100 sight words or if finished, magic 200 words).

Be a detective and find as many of your sight words in your favourite story as you can.



20 minutes

Read with a parent or sibling. You can choose a book from home or a book from Epic.

10 minutes

You can pick some new words from the sight words on the slide (magic 100 sight words or if finished, magic 200 words).

Write your sight words onto pieces of paper or flash cards. Throw a small bean bag or stone onto the sight words, reading each word it lands on.



10 minutes
Listen to the video about living and non-living things. Discuss the questions posed to you with an adult.

20 minutes
Write and finish the following sentence starters with examples:

A living thing is a

A non-living thing is a ...

E.g. A living thing is a horse.

Extension writing:

As above, then:

Living things need...




10 minutes
Listen to the video about living and non-living things. Discuss the questions posed to you with an adult.

20 minutes
Draw a line down the middle of your page. In the first column, write 'living' and in the second column, write 'non-living'. Go on a hunt around your house and backyard and write a list of things that you find in the correct column.

<i>Living</i>	<i>Non-living</i>
<i>grass</i>	<i>washing machine</i>
<i>tree</i>	<i>pencil</i>
<i>Mum</i>	<i>computer</i>
<i>Dad</i>	<i>chair</i>

Extension writing:
Choose 3 things from each column and write a sentence describing why it is living or non-living.

10 minutes
Draw up the table and write the headings as per the picture below.

are ?	have 
eat 	live 

Watch the 'Cricket Facts' video and write in the facts you hear under the 4 headings.

20 minutes
Write and finish the following sentence starters:

Crickets are ...

They have ...

Crickets eat ...

They live ...

Extension writing:
Draw and label the features of a cricket after you have written information about crickets.

10 minutes
Listen to the story 'The Very Quiet Cricket'. Discuss the questions posed to you with an adult.

20 minutes
Write the following sentences:

The little cricket rubbed his wings together and chirped. Only the other cricket could hear him, and she thought it sounded beautiful.

Extension:

Write and finish the following sentence starters:

One warm day, ...

Little cricket met ...

Unfortunately, ...

Then, ...


		E.g. Grass is a living thing because it needs water to survive and it grows.		
	<p>MIDDLE SESSION</p> <p>15 Minutes Fitness. Choose a video from Cosmic Kids Yoga. https://www.youtube.com/user/cosmickidsyoga</p> <p>10 minutes Watch the counting demonstration video.</p> <p>10 minutes Watch the Number Talk demonstration video.</p> <p>10 minutes Watch the TEN demonstration video. You will need a deck of cards, ten frames and something to write with and something to write on.</p>	<p>MIDDLE SESSION</p> <p>15 Minutes Fitness. Choose a video from Cosmic Kids Yoga. https://www.youtube.com/user/cosmickidsyoga</p> <p>10 minutes Watch the counting demonstration video.</p> <p>10 minutes Watch the Number Talk demonstration video.</p> <p>10 minutes Watch the TEN demonstration video. You will need a deck of cards, ten frames and something to write with and something to write on.</p>	<p>MIDDLE SESSION</p> <p>15 Minutes Fitness. Choose a video from Cosmic Kids Yoga. https://www.youtube.com/user/cosmickidsyoga</p> <p>10 minutes Watch the counting demonstration video.</p> <p>10 minutes Watch the Number Talk demonstration video.</p> <p>10 minutes Watch the TEN demonstration video. You will need a deck of cards, ten frames and something to write with and something to write on.</p>	<p>MIDDLE SESSION</p> <p>15 Minutes Fitness. Choose a video from Cosmic Kids Yoga. https://www.youtube.com/user/cosmickidsyoga</p> <p>10 minutes Watch the counting demonstration video.</p> <p>10 minutes Watch the Number Talk demonstration video.</p> <p>10 minutes Watch the TEN demonstration video. You will need a deck of cards, ten frames and something to write with and something to write on.</p>

20 minutes
Whole Number

Show the different ways you can make each of the following numbers. You may like to use numbers, drawings or both!

6 10 12 15 24

For example:



Or complete the Seesaw activity.

20 minutes
Multiplication

Create 'groups of' using concrete items, count the total by ones or by skip counting and write a number sentence to match.

Solve the number problems.

$3 \times 2 =$ $4 \times 3 =$ $3 \times 3 =$

$2 \times 4 =$ $5 \times 2 =$ $2 \times 6 =$

$1 \times 5 =$ $4 \times 1 =$ $3 \times 5 =$

Or complete the Seesaw activity.

20 minutes
Data


A picture graph is a way of representing data using images. Each box is for one item only.

Make a picture graph like the one below that shows the correct number for each insect:

Bee: 2

Fly: 5

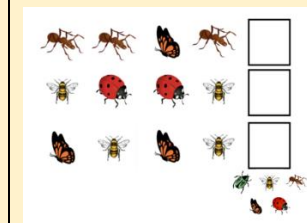

Lady Beetle: 4



Or complete the Seesaw activity.

20 minutes
Patterns

Have a look at the insects below. Can you recognise each pattern? Copy and continue the patterns below by drawing your own insects. Describe each pattern to a family member.



Or complete the Seesaw activity.

AFTERNOON SESSION
Sport - 30 minutes
Striking

Watch the video below:
<https://www.youtube.com/watch?v=UTpR0Jzbfuk&list=PLvxhZWOPWjgYZC4mvQp2LJn8foFOS2NRV&index=13>

Participate in sport.

You will need:

- Paper and pencil
- Balloon
- Two plastic cones or shoes (as markers)
- A water bottle



AFTERNOON SESSION
Science - 20 minutes
Mini Beasts

Watch the video below:
<https://youtu.be/82CkeRTUXR0>

Discuss with a family member: What is a mini beast?
Where might you find a mini beast?
What are the types of mini beasts?

Watch the video below:
<https://www.youtube.com/watch?v=3166nK3Gym8>

Discuss with a family member:
What is an insect?

Sort the mini beasts into insects and not insects on Seesaw or draw mini beasts like the ones below in the correct spaces.

Tell a family member what makes an insect, an insect.

AFTERNOON SESSION
Bounce Back- 30 minutes
Humour is Healthy

Watch the videos below:
<https://youtu.be/u8U4znYyDpk>

<https://youtu.be/Awokgg-8ITc>

Enjoying a laugh with others is a way to connect and build bonds. Finding something funny in a difficult situation can sometimes help us feel more hopeful. Having a laugh helps our body and brain stay healthy. But most of all, a sense of humour is what makes things fun.

Draw a picture of things that have made you laugh in the last month. How did it make you feel?

AFTERNOON SESSION
Creative Art - 40 minutes
Visual Art

Watch the video below:
<https://youtu.be/N2is-3Wgu8c>

















You will need:

- Pencils/markers
- Paper
- Green collage materials (card, wrapping paper, coloured paper, magazine clippings, crepe paper)
- Paper plate
- Glue
- Scissors
- Pipe cleaners

Optional: Green coloured paper

Create your own very quiet cricket collage.
Post a photo of your artwork to your teacher.



		<table border="1"><thead><tr><th data-bbox="927 197 1120 248">Insect</th><th data-bbox="1120 197 1308 248">Not Insect</th></tr></thead><tbody><tr><td data-bbox="927 248 1120 309"></td><td data-bbox="1120 248 1308 309"></td></tr><tr><td data-bbox="927 309 1120 408"></td><td data-bbox="1120 309 1308 408"></td></tr></tbody></table>	Insect	Not Insect	  	  				
Insect	Not Insect									
