


Wilton Public School

Year 3 At Home Learning Term 4 – Week 3



Phoneme of the week:

Reading resource: www.getepic.com/students Classcode: gaj6409

Spelling words: check, such, each, which, child, children, catch, match, watch, change, rush, shelf, wash, sure, should, finish, shine, shade, shrink, shouldn't

Extension words: adventure, approach, bachelor, butcher, cheque, chief, childhood, chocolate, choose, exchange, brochure, competition, connection, evaporation, harshly, information, insurance, machinery, population, profession

Additional resources: To support learning from home, there are additional resources for different activities. You will see these listed in the matrix in italics for your reference. As an example: *Year 3 - Week 3- Spelling*. These resources can be printed or used as a guide. They have been attached to the school website.

Tips to be safe when participating in sport or fitness activities:

- find a clear safe space
- wear your sport clothes and don't forget to check your laces are tied
- remember to be sun safe and stay hydrated
- ensure an adult is present and they have checked your area and you are safe and ready to start
- have fun

Created by Mrs Osgood, Mrs Cleary, Miss Sole, Miss Ford, Miss Bertolla, Mr Humphery, Miss Mayo & Mrs Hamson

Monday


Tuesday

Wednesday

Thursday

Friday

<p>Morning</p>	<p>Welcome back to Week 3 from https://www.youtube.com/embed/PyZ3q5lpGI0</p> <p>English Journal Complete a journal entry using the following prompt:</p> <p>I remember feeling happiest when....</p> <p>Read - Access epic reader, and read the allocated text for 20 minutes. Complete the quiz, or answer the questions below if no quiz is set. If offline: read your own book or novel for 20 minutes and answer the following questions.</p> <p>Predicting Prior to reading, write a short description or draw a picture showing your prediction about what this story will be about. Once you have read, were your predictions correct?</p> <p>Writing- This week our writing focus is reviews. A review is used to assess the appeal of a text by providing a</p>	<p>English Journal Complete a journal entry using the following prompt:</p> <p>The funniest thing I ever saw was</p> <p>Read - Access epic reader, and read the allocated text for 20 minutes. Complete the quiz, or answer the questions below if no quiz is set. If offline: read your own book or novel for 20 minutes and answer the following questions.</p> <p>Questioning Is the title of this book the best option? Rename the book and explain your new title.</p> <p>Writing- A fun video for Tuesday! https://www.youtube.com/embed/m5kGVV8AA0I No offline access.</p> <p>Watch: https://www.youtube.com/embed/yZAqrO2kNks If cannot view the clip above go to the - Offline writing instructions attachment and look under</p>	<p>English Journal Complete a journal entry using the following prompt:</p> <p>One day I'd like to try....</p> <p>Read - Access epic reader, and read the allocated text for 20 minutes. Complete the quiz, or answer the questions below if no quiz is set. If offline: read your own book or novel for 20 minutes and answer the following questions.</p> <p>Visualising So far in this story you have been introduced to a few characters. Draw or write a description of your favourite character so far.</p>	<p>English Journal Complete a journal entry using the following prompt:</p> <p>The thing I dislike the most is</p> <p>Read - Access epic reader, and read the allocated text for 20 minutes. Complete the quiz, or answer the questions below if no quiz is set. If offline: read your own book or novel for 20 minutes and answer the following questions.</p> <p>Inferring What is the main message of this story? Are there any lessons the characters have learnt?</p> <p>Writing- A fun video to watch for Thursday! https://www.youtube.com/embed/H7I9iYDxYeM No offline access.</p> <p>In Monday's writing lesson we discussed and brainstormed various things which we can review. In today's lesson we will be looking at reviewing an</p>	<p>English Journal Complete a journal entry using the following prompt:</p> <p>Friends are important to me because....</p> <p>Read - Access epic reader, and read the allocated text for 20 minutes. Complete the quiz, or answer the questions below if no quiz is set. If offline: read your own book or novel for 20 minutes and answer the following questions.</p> <p>Summarising Summarise this story in three sections beginning, middle and end. What rating would you give it out of 5 Wiltonites?</p> <p>Writing- A fun video to watch for Friday! https://www.youtube.com/embed/d6XHuE32tqQ No offline access.</p> <p>Today's task is to write a review. Your job is to choose either a movie or book which you are very familiar with. Using all of</p>
-----------------------	--	---	---	--	---


	<p>summary and an analysis of its features. Watch: https://www.youtube.com/embed/JP4VBNZYqv4 <i>If cannot view the clip above go to the - Offline writing instructions attachment and look under Monday.</i> After watching the video, in your own words write a definition of what a review is and where you might review things in your everyday life. Watch: https://www.youtube.com/embed/g_yr6wa6Ne4 <i>If cannot view the clip above go to the - Offline writing instructions attachment and look under Monday.</i></p> <p><u>Optional</u> Review your breakfast or a meal you have had today.</p> <p>Spelling Watch the video of Miss Sole introducing the sound of the week. Use this video to complete the activities. https://www.youtube.com/embed/gWGDfjydzPE</p> <p>1.Complete the look-cover-</p>	<p><i>Tuesday.</i></p> <p>For an example of what a book review watch: https://www.youtube.com/embed/aXBizNePHIo</p> <p>After watching the video, log onto Epic Reader and review a book of your choice, fiction or nonfiction. If working offline, review a book you have access to at home. Access resource <i>Book Review- Template</i> and complete a review. Post your reviews to the google classroom.</p> <p><u>Optional</u> Access resource Chatterbox Book Review. Create a chatterbox and complete the activity.</p> <p>Spelling 1.Complete the look-cover-write check. 2. Colour the words that follow a pattern (see <i>Spelling Tuesday Week 3 Year 3</i>).</p> <p>Fast finisher: Complete the online games.</p>	<p>Writing- Short Burst Writing: 'The Troll'</p>  <p>Sentence Starter (You can use this sentence starter or one of your own) 'Thump!' He slammed his enormous, grass covered foot into the middle of the road, sending shockwaves of dust in all directions. Some thinking points before you start writing:- What was the troll thinking? Do you think he is a mean or kind troll? Why? What are the people doing when they have seen the troll? Where do you think the troll has come from?</p> <p>Spelling 1.Complete the look-cover-write check.</p>	<p>attraction. Access resource <i>Attraction Review</i> and complete the activity. Share your reviews on the google classroom.</p> <p><u>Optional</u> Without using a template, write a review of another attraction. Make sure to follow the correct structure of reviews and include all essential components. Post your review to the google classroom.</p> <p>Spelling 1.Complete the look-cover-write check. 2. Colour the words that follow a pattern in each row (see <i>Spelling Thursday Week 2 Year 3</i>).</p> <p>Fast finisher: Complete the online games. Access Code: toss288 www.soundwaveskids.com.au</p>	<p>the information you have learnt from this week, you are to write a review using correct structure. Access resource <i>Review Checklist</i> to ensure you have included all of the relevant information in your review. If you would like to use a template access resources <i>Book Review Template/Movie Review Template</i>. You may wish to use these resources as a guide or to write your information on. Share your reviews on the google classroom.</p> <p>Spelling 1.Complete a spelling test. Have someone read your list to you and record your words. <i>Optional:</i> Unjumble the letters to make a list word (see <i>Spelling Friday Week 3 Year 3</i>)</p> <p>Fast finisher: Complete the online games. Access Code: toss288 www.soundwaveskids.com.a</p>
--	--	---	---	--	---

	<p>write check. 2. Draw a stroke for each sound in your list words to segment your words. E.g: Horse would be h/or/se 3. Brainstorm other words with the 'ch" and 'sh' sounds. (see <i>Spelling Monday Week 3 Year 3</i>)</p> <p>Fast finisher: Complete the online games. Access Code: toss288 www.soundwaveskids.com.au</p> <p>Grammar Watch the instructional video and complete the questions about conjunctions. https://www.youtube.com/embed/OJuwshBnziw <i>(see Grammar Activities Week 3 Year 3)</i></p>	<p>Access Code: toss288 www.soundwaveskids.com.au</p>	<p>2. Add 's' or 'es' to each word and write it in the correct column (see <i>Spelling Wednesday Week 3 Year 3</i>).</p> <p>Fast finisher: Complete the online games. Access Code: toss288 www.soundwaveskids.com.au</p>		
--	---	---	--	--	--

Break	Break	Break	Break	Break	Break
<p>Middle</p>	<p>Mathematics Number of the Day: <i>See worksheet in maths resources for Monday's number of the day.</i></p> <p>Multiplication: Multiplication Spirals</p> <ul style="list-style-type: none"> Choose <u>5</u> spirals and use a timer to time yourself. Write your time above each spiral each day and try to beat that time the following day. You should choose the times table you are the least confident with to improve. <p>Maths Mentals: Complete your maths mentals for Monday on the resource '<i>Monday Maths</i>'.</p> <p>Activity: <u>WALT: Use trading to solve subtraction.</u></p> <p>Watch the following video or read through the instructions on the resource.</p> <p>https://www.youtube.com/embd/Y6M89-6106I</p>	<p>Mathematics Number of the Day: <i>See worksheet in maths resources for Tuesday's number of the day.</i></p> <p>Multiplication: Multiplication Spirals</p> <ul style="list-style-type: none"> Choose <u>5</u> spirals and use a timer to time yourself. Write your time above each spiral each day and try to beat that time the following day. You should choose the times table you are the least confident with to improve. <p>Maths Mentals: Complete your maths mentals for Tuesday on the resource '<i>Tuesday Maths</i>'</p> <p>Activity: <u>WALT: Use trading to solve addition.</u></p> <p>Watch the following video of Mrs Osgood or read through the instructions on the resource.</p> <p>https://www.youtube.com/embd/6v1xJ8fh0Y8</p> <p>Use the resource <i>Maths - Tuesday - Maths - Week 3</i></p>	<p>Mathematics Number of the Day: <i>See worksheet in maths resources for Wednesday's number of the day.</i></p> <p>Multiplication: Multiplication Spirals</p> <ul style="list-style-type: none"> Choose <u>5</u> spirals and use a timer to time yourself. Write your time above each spiral each day and try to beat that time the following day. You should choose the times table you are the least confident with to improve. <p>Maths Mentals: Complete your maths mentals for today on the resource '<i>Wednesday Maths</i>'.</p> <p>Activity: <u>WALT: Solve word problems by selecting the appropriate mental and written strategies.</u></p> <p>Watch the following video of Mrs Clearly explaining the CUBES strategy or read through the instructions on the resource.</p>	<p>Mathematics Number of the Day: <i>See worksheet in maths resources for Thursday's number of the day.</i></p> <p>Multiplication: Multiplication Spirals</p> <ul style="list-style-type: none"> Choose <u>5</u> spirals and use a timer to time yourself. Write your time above each spiral each day and try to beat that time the following day. You should choose the times table you are the least confident with to improve. <p>Maths Mentals: Complete your maths mentals for today on the resource '<i>Thursday Maths</i>'</p> <p>Activity: <u>WALT: Estimate, measure and record length in metres and centimetres.</u></p> <p>Watch the following video of Miss Sole or read through the instructions on the resource.</p> <p>https://www.youtube.com/embd/t1sq4NnF30A</p>	<p>Mathematics Number of the Day: <i>See worksheet in maths resources for Friday's number of the day.</i></p> <p>Multiplication: Multiplication Spirals</p> <ul style="list-style-type: none"> Choose <u>5</u> spirals and use a timer to time yourself. Write your time above each spiral each day and try to beat that time the following day. You should choose the times table you are the least confident with to improve. <p>Maths Mentals: Complete your maths mentals for Monday on the resource '<i>Friday Maths</i>'</p> <p>Activity: <u>WALT: Use my comprehension and problem solving skills to work mathematically and explain my reasoning.</u></p> <p>Watch the video of Miss Ford going through today's maths</p>

	<p>Use the resource <i>Maths - Monday - Maths - Week 3 - Year 3</i> to complete today's lesson.</p> <p>Extension: <u>Prodigy Maths</u> With a supervising adult's permission, create a free account. https://www.prodigygame.com/main-en/</p> <p><u>Top Marks</u> Note: There are different levels in each game, please choose the level that is appropriate for you.</p> <p>- Bead Numbers https://www.topmarks.co.uk/place-value/bean-numbers</p> <p>- Thinking of a Number https://www.topmarks.co.uk/Flash.aspx?f=ThinkingOfANumber3</p> <p>- Maths Invaders https://mathsframe.co.uk/en/resources/resource/289/KS2_Maths_Invaders</p>	<p>- Year 3 to complete today's lesson.</p> <p>Extension: <u>Prodigy Maths</u> With a supervising adult's permission, create a free account. https://www.prodigygame.com/main-en/</p> <p><u>Top Marks</u> Note: There are different levels in each game, please choose the level that is appropriate for you.</p> <p>- Bead Numbers https://www.topmarks.co.uk/place-value/bean-numbers</p> <p>- Thinking of a Number https://www.topmarks.co.uk/Flash.aspx?f=ThinkingOfANumber3</p> <p>- Maths Invaders https://mathsframe.co.uk/en/resources/resource/289/KS2_Maths_Invaders</p>	<p>https://www.youtube.com/embed/0bSJzYLbrFY</p> <p>Use the resource <i>Wednesday - Maths - Week 3 - Year 3</i> to complete today's lesson.</p> <p>Extension: Complete the Area vs Perimeter challenge below. https://sites.google.com/education.nsw.gov.au/get-mathematical-stage-2/targeted-teaching/area-vs-perimeter?authuser=0</p>	<p>Use the resource <i>Thursday - Maths - Week 3 - Year 3</i> to complete today's lesson.</p> <p>Extension: <u>Prodigy Maths</u> With a supervising adult's permission, create a free account. https://www.prodigygame.com/main-en/</p> <p><u>Top Marks</u> Note: There are different levels in each game, please choose the level that is appropriate for you.</p> <p>- Bead Numbers https://www.topmarks.co.uk/place-value/bean-numbers</p> <p>- Thinking of a Number https://www.topmarks.co.uk/Flash.aspx?f=ThinkingOfANumber3</p> <p>- Maths Invaders https://mathsframe.co.uk/en/resources/resource/289/KS2_Maths_Invaders</p>	<p>investigation. If offline, please read through the instructions and answer the questions under <i>Friday - Maths - Week 3 - Year 3</i>.</p> <p>https://www.youtube.com/embed/9tg54Smp2vo</p> <p>Extension: <u>Prodigy Maths</u> With a supervising adult's permission, create a free account. https://www.prodigygame.com/main-en/</p> <p><u>Top Marks</u> Note: There are different levels in each game, please choose the level that is appropriate for you.</p> <p>- Bead Numbers https://www.topmarks.co.uk/place-value/bean-numbers</p> <p>- Thinking of a Number https://www.topmarks.co.uk/Flash.aspx?f=ThinkingOfANumber3</p>
--	--	--	--	--	--

					- Maths Invaders https://mathsframe.co.uk/en/resources/resource/289/KS2_Maths_Invaders
Break	Break	Break	Break	Break	Break
Afternoon	<p>Theme Unit: Science Forces</p> <p>Lesson Objective: To understand how force can change the distances which objects move.</p> <p>Materials needed: Paper, pencil, laptop or tablet to research, marble or ball or bat/ball</p> <p>Lesson outline: Please watch the link below which runs through step-by-step tasks for the lesson today on forces. https://www.youtube.com/embed/zUO2nf_rvGA</p> <p>Tasks for the lesson include:</p> <ol style="list-style-type: none"> 1. Label the forces pictures 2. Explore the web link https://www.dkfindout.com/us/science/forces-and-motion/what-is-force/ and answer True/False Q's 3. Use the link https://www.inquisitive.com/guided-research/1422- 	<p>Fitness: Mr Humphrey Fitness challenge</p> <p>https://www.youtube.com/embed/I0rrYo0hsR0</p> <p><i>(Please find template attached as Fitness - Tuesday on the website)</i></p> <p>Dance:</p> <ol style="list-style-type: none"> 1. Create a dance that incorporates an object. What type of object will you use? It might be a ball or a long ribbon or pillow. Experiment types of ways of moving the object and creating dance moves. <p>Remember to use what we have learnt so far about timing, levels, beats, sounds, rhythm.</p> <ol style="list-style-type: none"> 2. Create a simple routine (8-16 counts) using the 	<p>Bounce Back:</p> <p>Believe in Yourself</p> <p>Please listen to the story below 'Edward the Emu' and then answer the questions on a google doc or in your workbook.</p> <p>https://www.youtube.com/embed/E96A0cEYtko</p> <p>What made Edward think he wasn't good enough as he was? Was he right?</p> <p>Why is it silly and not helpful to want to be someone else and to think that others are better than you are?</p> <p>Activity: Using the Edward the Emu <i>book review template attached</i> Complete a book review of Edward the Emu and explain how Edward 'had a go', 'took a risk' and 'believed in himself' within</p>	<p>Music:</p> <p>Music Lesson Focus: Percussion, keeping the beat and following rhythm.</p> <p>Today we are going to use a cup and our hands as percussion instruments. Do your best to follow the steps in the video to keep the beat and rhythm.</p> <ol style="list-style-type: none"> 1. Get a PLASTIC cup and sit at a hard surface - put something down to protect your table if needed like a magazine . You are going to be making some noise so make sure you're not going to disturb anyone. 2. Access the link, https://drive.google.com/file/d/1DpTnK0Fy_JHvOp_m6HTOpuHf0-uB-ZE74/view?usp=sharing 	<p>PDHPE: throwing and catching. Use task cards or video for your sport session. <i>(These sessions were completed in week 2 last term. Have your skills improved over the last 12 weeks?)</i></p> <p>Catching video: https://vimeo.com/413442823</p> <p>Throwing video: https://vimeo.com/420957952</p>

	<p>balanced-forces to investigate 'balanced forces' and record some examples</p> <p>4. Do an investigation on forces– Use a marble, ball, or bat/ball and observe how the strength of force affects the distance an object moves.</p> <p>Extension: 'How can forces make us feel'?</p>  <p>Draw and explain some examples of how different forces can make us feel. For example, the forces when riding a rollercoaster can make us feel terrified.</p>	<p>object as part of your dance moves.</p> <p>You can count out loud and add in double beats and pauses if you like.</p> <p>3. Video yourself completing your dance and upload to google classroom if that is available to you!</p> <p><u>Extension</u> Watch and perform "How to shuffle dance' by DJ Raphi</p> <p>https://drive.google.com/file/d/1xetdAaN9f3unqGdKEG2R9NY1tNVx9Mg4/view?usp=sharing</p>	<p>the book summary section of the template.</p> <p>Remember: You need to accept and believe that who you are is okay, even though we are all different in many ways.</p> <p>Optional Extra/Extension Internet Safety with Mrs Payne - Lesson 7</p> <p>Watch the clip below and complete the activities in your workbook or on a google doc.</p> <p><i>A copy of the powerpoint is in the paper copies for offline use.</i></p> <p>://drive.google.com/file/d/15Yc40DDddXu0DNaIdqUB0-XkRfO0Vky2/view?usp=sharing</p>	<p>Follow the directions of the pictures on the beat. You can pause it as you need.</p> <p>3. Practice Makes Progress! Keep watching to get the beat and rhythm right.</p> <p><u>Optional:</u></p> <p>4. Post a video onto the google classroom of you performing the cup song along with the video.</p> <p>5. Have fun! It's fast and challenging!</p>	
--	---	---	---	---	--

Please find attached on Monday's attachments as additional activities 'Fast Finishers' you can complete if you wish.